

Journal Pre-proof

Perceived Stress and Sleep Quality Among the Non-diseased General Public in China During the 2019 Coronavirus Disease: A Moderated Mediation Model

Xiaolin Zhao, Mengxue Lan, Huixiang Li, Juan Yang



PII: S1389-9457(20)30224-0

DOI: <https://doi.org/10.1016/j.sleep.2020.05.021>

Reference: SLEEP 4431

To appear in: *Sleep Medicine*

Received Date: 6 April 2020

Revised Date: 8 May 2020

Accepted Date: 12 May 2020

Please cite this article as: Zhao X, Lan M, Li H, Yang J, Perceived Stress and Sleep Quality Among the Non-diseased General Public in China During the 2019 Coronavirus Disease: A Moderated Mediation Model, *Sleep Medicine*, <https://doi.org/10.1016/j.sleep.2020.05.021>.

This is a PDF file of an article that has undergone enhancements after acceptance, such as the addition of a cover page and metadata, and formatting for readability, but it is not yet the definitive version of record. This version will undergo additional copyediting, typesetting and review before it is published in its final form, but we are providing this version to give early visibility of the article. Please note that, during the production process, errors may be discovered which could affect the content, and all legal disclaimers that apply to the journal pertain.

© 2020 Published by Elsevier B.V.

**Perceived Stress and Sleep Quality Among the Non-diseased General Public in China
During the 2019 Coronavirus Disease: A Moderated Mediation Model**

Xiaolin Zhao^{a,b}, Mengxue Lan^{a,b}, Huixiang Li^{a,b}, and Juan Yang^{a,b,*}

^aFaculty of Psychology, Southwest University, Chongqing, China

^bKey Laboratory of Cognition and Personality, Ministry of Education, Southwest University,
Chongqing, China

*Corresponding author: Juan Yang, Faculty of Psychology, Southwest University, Chongqing
400715, China. E-mail: valleyqq@swu.edu.cn

Abstract

Background: The 2019 coronavirus disease (COVID-19) has spread worldwide, and its associated stressors have resulted in decreased sleep quality among front-line workers. However, in China, the general public displayed more psychological problems than the front-line workers during the pandemic. Therefore, we investigated the influence of perceived stress on the sleep quality of the non-diseased general public and developed a moderated mediation model to explain said relationship.

Methods: Questionnaire-based surveys were conducted online from February 18–25, 2020 with 1,630 Chinese participants (aged 18–68 years).

Results: Around one-third (36.38%) of participants were poor sleepers during the COVID-19 pandemic. Moreover, higher perceived stress was significantly associated with higher anxiety levels, which, in turn, was associated with lower sleep quality. Self-esteem moderated the indirect effect of perceived stress on sleep quality through its moderation of the effect of perceived stress on anxiety. This indicated that the mediation effect of anxiety was stronger in those with low levels of self-esteem than in those with high levels of self-esteem.

Conclusions: These findings suggest that both the sleep quality and perceived stress levels of the non-diseased general public required attention during the COVID-19 pandemic. Our findings also identify personality characteristics related to better sleep quality, demonstrating the important role of self-esteem in environmental adaptation.

Keywords: COVID-19, perceived stress, sleep quality, anxiety, self-esteem

1 Introduction

Since December 2019, the outbreak of the novel coronavirus disease (COVID-19) has infected more than 80,000 individuals in China, and it has since been declared a global pandemic [1]. According to the World Health Organization's report, by April 30, 2020, 3,090,445 confirmed cases and 217,769 deaths had been reported worldwide. As COVID-19 is highly contagious and no vaccine is currently available, it has become an uncontrollable stressor for many individuals [2].

Exposure to uncontrollable or unpredictable stressors (eg, hurricanes, earthquakes, tsunamis, etc.) can alter individuals' sleep; (eg, leading to lower sleep quality, longer sleep latency, increased awareness during the night, and more sleep complaints) [3-5]. Previous studies showed that perceived stress is a major obstacle to sleep and eroded sleep quality [6,7]. Specifically, the higher the perceived stress, the worse the sleep quality [8-13], and the reduction in perceived stress predicted an improvement in sleep quality [7]. Notably, researchers revealed that front-line workers (eg, medical staff) had poor sleep quality during COVID-19 in China [2]; however, a recent study investigated the vicarious traumatization in the general public and front-line medical staff and found the general public displayed more vicarious traumatization than did front-line medical staff during the pandemic [14]. Therefore, we investigated the influence of perceived stress on the sleep quality of the non-diseased general public during the COVID-19 pandemic in China.

Anxiety is defined as an emotional state that includes worry, nervousness, apprehension, and physical arousal [15]. According to the cognitive theory of emotion, cognitive appraisal

1 is a key factor in determining one's emotional state [16-18]. Anxiety may occur when one's
2 life is appraised as threatening or stressful. Some evidence shows that anxiety levels increase
3 after exposure to stressful events (eg, war, earthquakes, violence, etc. [19-21]) and higher
4 perceived stress is significantly associated with increased anxiety [22-25]. In contrast, it is
5 increasingly clear that anxiety is negatively related to sleep quality. For example, higher
6 anxiety is an important predictor of poor sleep quality, more insomnia symptoms, and longer
7 sleep onset time [26,27]. Importantly, higher anxiety predicted lower sleep quality among
8 individuals during the COVID-19 [2]. Thus, we posit that anxiety mediates the influence of
9 perceived stress on sleep quality.

10 Self-esteem is conceptualized as an individual's sense of self-worth [28-30]. Individuals
11 with high (vs. low) self-esteem can better respond to threats and frustrations and display
12 stronger subjective well-being, meaning in life, positive emotions, and life satisfaction
13 [31,32,29,33,34]. Importantly, researchers who utilized Terror Management Theory (TMT)
14 believe that high self-esteem is the result of an individual's adaptation to the environment and
15 serves to buffer against potential anxiety [35,36]. Consistent with TMT theory, a
16 meta-analysis of longitudinal studies showed that higher self-esteem significantly predicted
17 lower anxiety levels [37]. Further, when manipulating self-esteem through personality
18 feedback, researchers found that participants in the high self-esteem condition had lower
19 anxiety levels when facing the stressful stimuli (eg, a video about death) than did participants
20 in the low self-esteem condition [38]. Taken together, self-esteem may moderate the
21 relationship between perceived stress and anxiety; further, it may moderate the indirect effect

of perceived stress on sleep quality through anxiety.

Moreover, self-esteem may be a protective factor for sleep. For example, higher self-esteem was related to fewer insomnia symptoms in a large community-based sample of adults aged 30 to 84 years [39]. Lemola et al. [39], also found that short (< 6 h) and long (> 9 h) sleep duration that were harmful to health (eg, increasing mortality hazard [40]) were correlated with low self-esteem. Even when dealing with stressful events (ie, hospitalization), self-esteem was positively correlated with children's sleep efficiency [41]. Therefore, it is logical to speculate that people with low self-esteem will have lower sleep quality than people with high self-esteem, especially when facing stressful events. That is, the direct effect of perceived stress on sleep may be moderated by self-esteem.

Considering the above, we investigated the influence of perceived stress on sleep quality among the non-diseased general public during COVID-19 in China. We hypothesized that perceived stress would be an important predictor of sleep quality. Moreover, we posited that perceived stress would predict increased anxiety levels, which, in turn, would be associated with decreased sleep quality. Finally, we hypothesized that individuals' self-esteem would moderate both the relationship between perceived stress and anxiety and the relationship between perceived stress and sleep quality. In other words, higher perceived stress and lower self-esteem would be correlated with higher anxiety levels which, in turn, would be associated with lower sleep quality. The moderated mediation model is shown in Figure 1.

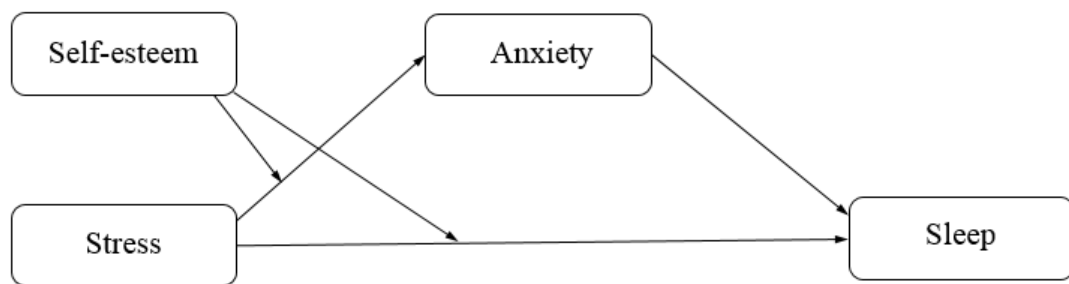


Figure 1. The proposed moderated mediation model

2 Materials and Methods

2.1 Participants

A total of 1,722 people from 32 provinces or political areas in China were recruited to complete a questionnaire survey. Participants were asked to report both their current health status (non-diseased individuals/individuals with pandemic-related symptoms (eg, fever/suspected patients/confirmed patients/cured cases of COVID-19) and their identity (front-line workers (eg, medical staff)/general public). Among them, 92 participants (13 participants with pandemic-related symptoms, one cured case of COVID-19, and 78 front-line workers) were excluded, resulting in a final sample of 1,630 non-diseased members of the general public (mean age = 29.17 ± 10.58 years, age range = 18–68 years). Most participants (83.43%, $n = 1,360$) had at least a college degree. Only 13.19% ($n = 215$) of participants had left the house to work. In addition, 71.84% ($n = 1,171$) of the participants paid great attention to COVID-19.

2.2 Materials

2.2.1 Perceived Stress Scale (PSS)

Perceived stress levels over the past month were assessed with the Chinese version of the

10-item PSS, which was based on Cohen et al., [42]. This version of the PSS was reliable (Cronbach's $\alpha = 0.75$) and had satisfactory construct validities in a study of 9,507 Chinese individuals (aged ≥ 18 years; education \geq junior high school; [43]). PSS assesses the extent that individuals believe their lives are overloaded, unpredictable, and uncontrollable (eg, in the last month, how often have you found that you could not cope with all the things that you had to do?). Participants rated the items on a 5-point Likert scale (0 = *never*, 4 = *very often*), with higher scores indicating higher perceived stress. Cronbach's α was 0.82 in this study.

2.2.2 Pittsburgh Sleep Quality Index (PSQI)

Global sleep quality over the past month was assessed with the Chinese version of the 19-item PSQI, which was based on Buysse et al., [44]. The Chinese version of the PSQI has good validity and internal consistency (Cronbach's α s = 0.75–0.85 [45–47] and test-retest reliability (0.85 over 14- and 21-day intervals [46]). The seven subscale scores (subjective sleep quality, sleep latency, sleep duration, habitual sleep efficiency, sleep disturbances, use of sleep medication, and daytime dysfunction) were summed to calculate a global score. Scores on the PSQI ranged from 0 to 21, with higher scores indicating poorer sleep quality. People with a PSQI score greater than five were defined as “poor sleepers” [44]. Cronbach's α was 0.81 in this study.

2.2.3 Self-Rating Anxiety Scale (SAS)

Anxiety levels during the previous seven days were measured with the Chinese version of the 20-item SAS, which was based on Zung [48]. This version of the SAS is valid and reliable (Cronbach's $\alpha = 0.93$ [49]). All responses were made using a 4-point Likert scale (1 = *never*, 4

= *very often*). Higher scores indicated higher anxiety levels. Cronbach's α was 0.79 in this study.

2.2.4 Rosenberg Self-Esteem Scale (RSE)

The Chinese revision of the RSE scale, based on Rosenberg [30], was used to measure overall self-esteem. Previous studies showed this version of the RSE to have good internal consistency (Cronbach's $\alpha = 0.82$; [50]) and test-retest reliability (0.78 over a 14-day interval; [51]). The Chinese version of the RSE consists of six positive items (items 1, 2, 4, 6, 7, and 8) and four negative items (items 3, 5, 9, and 10). Participants were asked to answer the items using a 4-point Likert scale (1 = *strongly agree*, 4 = *strongly disagree*). Higher scores indicated higher levels of self-esteem. Cronbach's α was 0.87 in this study.

2.3 Procedures

This study was approved by the review board of the Faculty of Psychology of Southwest University (no. IRB20200218). Anonymous questionnaires were conducted via an online survey platform—"SurveyStar"—from February 18–25, 2020. It took about 15 minutes for participants to complete all questionnaires. Upon completion, participants were paid five yuan as gratitude (approximately \$0.70 US).

2.4 Statistical analyses

All data were analyzed using IBM SPSS Statistics 22.0. We used Model 4 of the Hayes [52] PROCESS macro to examine the mediation effect of anxiety. Moreover, Model 8 of the PROCESS macro was used to test whether self-esteem moderated the mediation process. Bootstrapping (5,000 bootstrap samples) with 95% confidence intervals (CIs) was conducted

to test the significance of indirect effects [52]. The 95% CIs did not include zero, indicating a significant effect.

3 Results

3.1 Preliminary analyses

3.1.1 National epidemic trend of COVID-19 in China

Figure 2 shows the national epidemic trend of COVID-19 in China from February 4 to March 10, 2020, with a peak ($n = 58,016$) in the number of existing confirmed cases on February 17, 2020. According to Figure 2, the epidemic (the number of existing confirmed cases ranged from 45,604 to 57,805) remained severe during the questionnaire collection period.

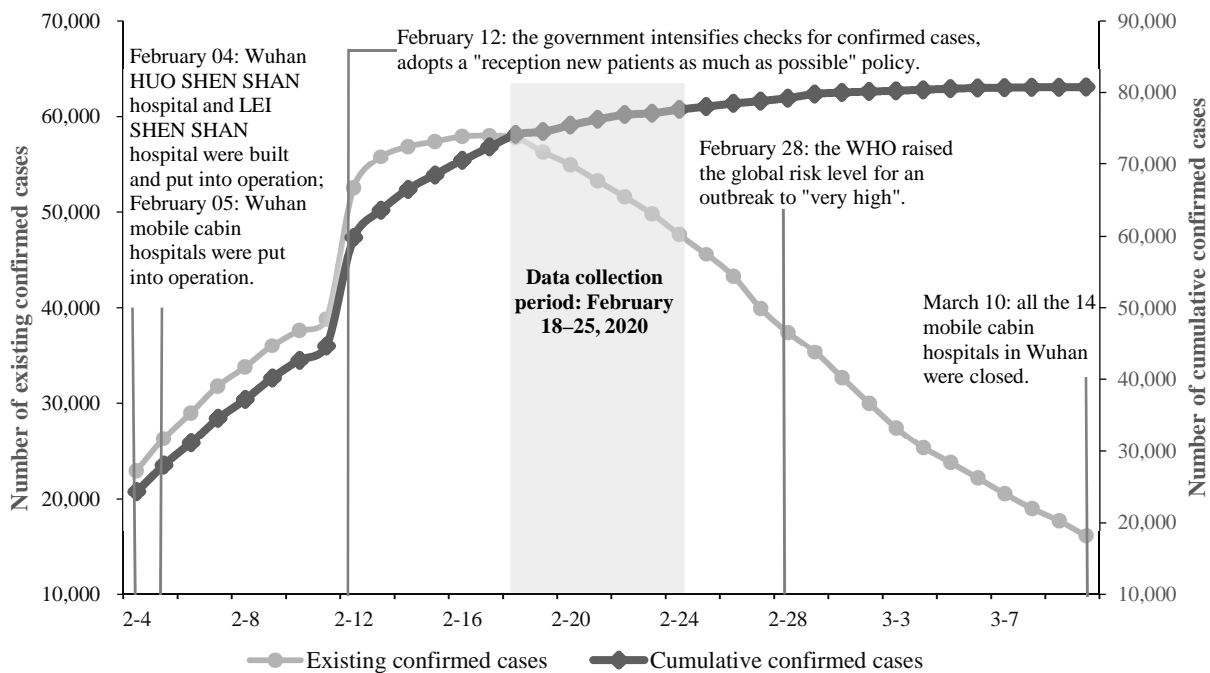


Figure 2. The national pandemic trend of the 2019 coronavirus disease (COVID-19) in China from February 4 to March 10, 2020; existing confirmed cases = cumulative confirmed cases - cured cases - death cases.

3.1.2 Descriptive statistics for sleep quality

The distribution of PSQI scores is presented in Figure 3. We also calculated the mean scores of the seven subscales: subjective sleep quality (mean = 0.94, SD = 0.76), sleep latency (mean = 1.24, SD = 0.96), sleep duration (mean = 0.13, SD = 0.44), habitual sleep efficiency (mean = 0.53, SD = 0.83), sleep disturbances (mean = 0.99, SD = 0.53), use of sleep medication (mean = 0.04, SD = 0.31), and daytime dysfunction (mean = 1.02, SD = 0.96). Among the 1,630 participants, there were 1,037 (63.62%) good sleepers and 593 (36.38%) poor sleepers.

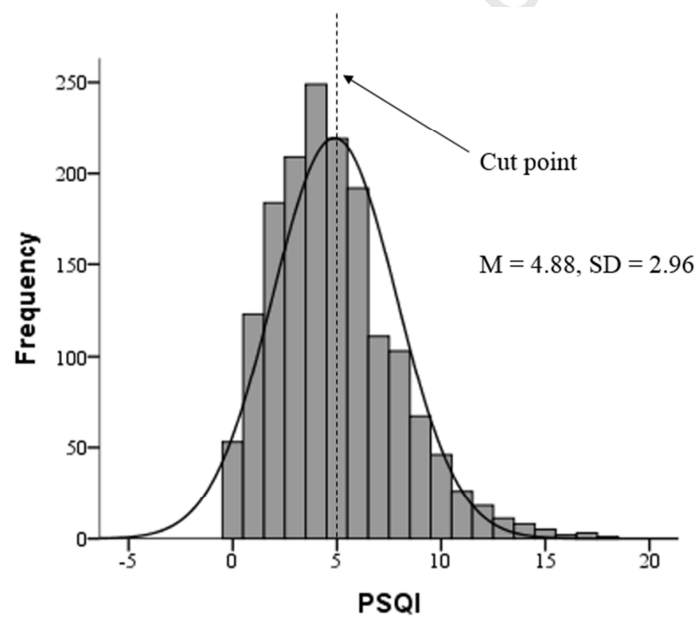


Figure 3. Distribution of Pittsburgh Sleep Quality Index (PSQI) scores. People with scores greater than five were defined as “poor sleepers.”

3.1.3 Correlations for all variables

The results of Pearson’s correlations are presented in Table 1. As expected, higher perceived stress was correlated with lower sleep quality. Higher anxiety was related to higher perceived stress and lower sleep quality. Moreover, higher self-esteem was associated with lower

1 anxiety and better sleep quality.

Table 1. Correlations between all variables

	Mean	SD	PSS	PSQI	SAS	RSE
PSS	15.82	5.56	1.00			
PSQI	4.88	2.96	0.35***	1.00		
SAS	39.96	8.34	0.52***	0.53***	1.00	
RSE	29.35	4.27	-0.43***	-0.27***	-0.36***	1.00

2 Note. N = 1,630. SD = standard deviation; PSQI = Pittsburgh Sleep Quality Index; PSS =
 3 Perceived Stress Scale; SAS = Self-Rating Anxiety Scale; RSE = Rosenberg Self-Esteem
 4 Scale; *** $P < .001$.

5 3.2 Mediation Analysis

6 Controlling for age, education, working or not (ie, whether they left the house to work), and
 7 attention to COVID-19, the mediation effect of anxiety was examined. Results showed that a
 8 higher level of perceived stress significantly predicted lower sleep quality (see Model 1 of
 9 Table 2). Higher perceived stress was also a predictor of higher anxiety (see Model 2 of Table
 10 2). When controlling for perceived stress, higher anxiety significantly predicted lower sleep
 11 quality (see Model 3 of Table 2). Moreover, bootstrapping indicated that the mediation effect
 12 of anxiety was significant ($ab = 0.13$, Boot SE = 0.01, Boot 95% CI = [0.11, 0.15]), and it
 13 accounted for 66.29% of the total effect. Taken together, anxiety mediated the relationship
 14 between perceived stress and sleep quality.

Table 2. Testing the mediation effect of perceived stress on sleep quality

Predictor	Model 1 (PSQI)		Model 2 (SAS)		Model 3 (PSQI)	
	<i>B</i>	<i>t</i>	<i>B</i>	<i>t</i>	<i>B</i>	<i>t</i>
Age	0.03	3.65***	-0.05	-2.88**	0.04	5.46***
Education	0.04	0.57	-0.99	-6.01***	0.21	3.55***
Work or not	0.02	0.09	-0.56	-1.08	0.12	0.64
Attention to COVID-19	0.07	0.74	0.26	1.11	0.02	0.28
PSS	0.20	15.52***	0.75	23.38***	0.07	5.04***
SAS					0.17	19.76***
R^2	0.13		0.29		0.30	
F	49.01***		131.08***		115.69***	

Note. N = 1,630. PSQI = Pittsburgh Sleep Quality Index; PSS = Perceived Stress Scale; SAS = Self-Rating Anxiety Scale; *** $P < .001$; ** $P < .01$.

3.3 Moderated mediation analysis

Controlling for age, education, working or not, and attention to COVID-19, we conducted the moderated mediation analysis. As Table 3 shows, the interaction (Model 1) between perceived stress and self-esteem significantly predicted anxiety, suggesting that self-esteem moderated the effect of perceived stress on anxiety. Simple slope tests suggested that, for individuals with high (Mean + SD; $B_{simple} = 0.59$, $t = 13.06$, $p < .001$) and low (Mean - SD; $B_{simple} = 0.73$, $t = 16.80$, $p < .001$) self-esteem, higher perceived stress predicted higher anxiety (Figure 4a). Nevertheless, the slope for individuals with low self-esteem was larger

than that for individuals with high self-esteem. Further, self-esteem significantly moderated the effect of perceived stress on sleep through anxiety. There was a significant indirect effect at each level of self-esteem (Table 4); however, the indirect effect of perceived stress on sleep quality through anxiety was stronger at low levels of self-esteem.

Table 3 also shows the interaction (Model 2) between perceived stress and self-esteem, which significantly predicted sleep quality. This suggests that self-esteem moderated the direct effect of perceived stress on sleep quality. Simple slope tests (Figure 4b) showed that, for individuals with low self-esteem, higher perceived stress predicted lower sleep quality ($B_{simple} = 0.76, t = 4.53, p < .001$); however, for individuals with high self-esteem, perceived stress was not related to sleep quality ($B_{simple} = 0.03, t = 1.56, p = .12$).

Table 3. Testing the moderated mediation effect of perceived stress on sleep quality

Predictors	Model 1 (SAS)		Model 2 (PSQI)	
	B	t	B	t
Age	-0.05	-2.58**	0.04	5.65***
Education	-0.85	-5.18***	0.22	3.78***
Work or not	-0.52	-1.01	0.12	0.65
Attention to COVID-19	0.39	1.67	0.06	0.68
PSS	1.14	6.10***	0.22	3.28**
RSE	-0.03	-0.28	0.03	0.83
SAS			0.17	18.82***
PSS x RSE	-0.02	-2.61**	-0.01	-2.57**

R^2	0.31	0.31
F	103.43***	90.25***

Note. N = 1,630. PSQI = Pittsburgh Sleep Quality Index; PSS = Perceived Stress Scale; SAS = Self-Rating Anxiety Scale; RSE = Rosenberg Self-Esteem Scale; *** $P < .001$; ** $P < .01$.

Table 4. Bootstrap results for the moderated mediation effect

	RSE	Effect	Boot SE	Boot 95% CI	
				Low	High
Conditional indirect effects	Low RSE	0.12	0.01	0.10	0.14
	Medium RSE	0.11	0.01	0.09	0.13
	High RSE	0.10	0.01	0.08	0.12

Note. N = 1,630. RSE = Rosenberg Self-Esteem Scale; Medium RSE = Mean of RSE; Low RSE = Mean -1 SD; High RSE = Mean +1 SD; SD = standard deviation; CI = confidence interval.

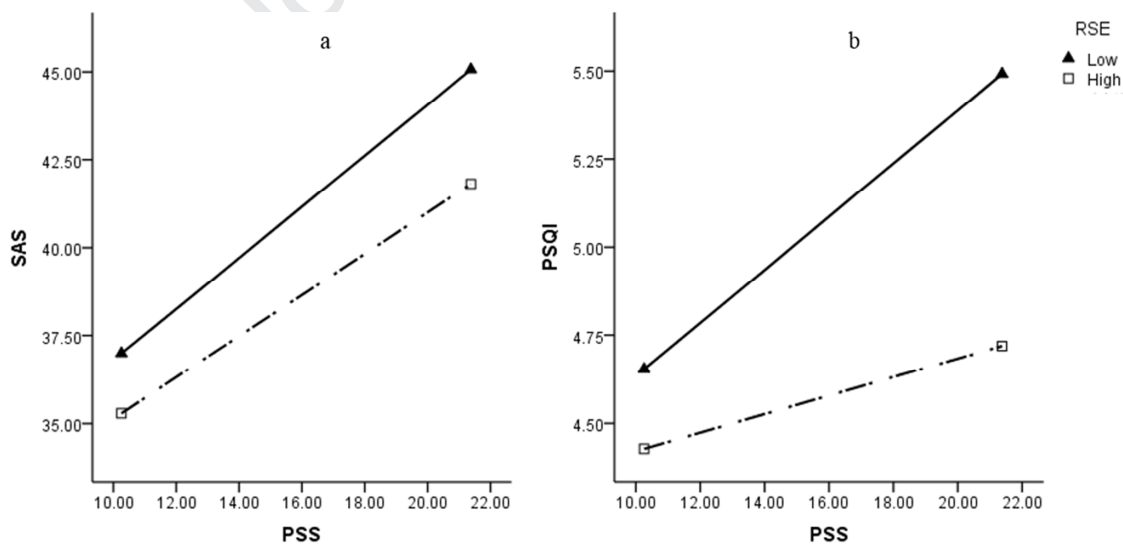


Figure 4. The moderation effect of self-esteem. (a) self-esteem moderated the relationship between perceived stress and anxiety. (b) self-esteem moderated the relationship between

perceived stress and sleep quality. PSQI = Pittsburgh Sleep Quality Index; PSS = Perceived Stress Scale; SAS = Self-Rating Anxiety Scale; RSE = Rosenberg Self-Esteem Scale; Low RSE = Mean -1 SD; High RSE = Mean +1 SD; SD = standard deviation.

4 Discussion

The current study investigated the influence of perceived stress on sleep quality in the non-diseased general public during the COVID-19 pandemic in China and the mediating effect of anxiety and moderating mechanisms of self-esteem. Results showed that about one-third of participants were poor sleepers during the pandemic. Moreover, people's anxiety significantly mediated the relationship between perceived stress and sleep quality. Further, people's self-esteem moderated the indirect effect of perceived stress on sleep quality through its moderation of the effect of perceived stress on anxiety, indicating the mediation effect of anxiety was stronger at low levels of self-esteem than at high levels of self-esteem. The direct effect of perceived stress on sleep quality was moderated by self-esteem.

The number of poor sleepers in the current study was much higher than the proportion reported in previous Chinese studies, which were not related to COVID-19. For example, Zhang et al. [53], surveyed the sleep quality of 27,912 Chinese rural individuals aged 18–79 years and found that 21.80% of participants were getting poor sleep [53]. Ning et al. [54], found that 24.10% of 1,469 HIV-infected Chinese adults (aged 18–80 years) and 19.90% of 2,938 HIV-uninfected participants had poor sleep quality [54]. Jiang et al. [55], calculated the global PSQI score only based on six subscale scores (subjective sleep quality, sleep latency,

1 habitual sleep efficiency, sleep disturbances, use of sleep medication, and daytime
2 dysfunction), and found that 27.44% of 28,202 Chinese rural participants aged 18–79 years
3 were poor sleepers [55]. The current results thus suggest that the sleep quality of the
4 non-diseased general public during COVID-19 was worse than usual. This study was
5 conducted when the pandemic was severe, which may explain the decline in participants'
6 sleep quality. In line with this notion, previous studies showed that exposure to stressors (eg,
7 hurricanes) leads to lower sleep quality, longer sleep latency, increased awareness during the
8 night, and more sleep complaints [3-5]. However, our results suggested that, during
9 COVID-19, the sleep quality of the non-diseased general public (mean PSQI = 4.88) was
10 better than that of the front-line medical staff (mean PSQI = 8.58; [2]). We cautiously
11 speculate that the countermeasures for COVID-19 may reduce the impact of the pandemic on
12 the sleep quality of the general public. On one hand, to cut-off the transmission of the virus,
13 the general public was encouraged to practice home-isolation and wear masks, which
14 effectively reduced the risk of infection. On the other hand, during the period of
15 home-isolation, the state has implemented many measures to ensure that the daily lives of the
16 general public are as normal as possible; for example, college students can take classes online
17 at home.

18 We found that higher levels of perceived stress predicted lower sleep quality, which is
19 consistent with previous studies [8-13]. Moreover, perceived stress affected sleep quality
20 through anxiety, indicating that perceived stress increased feelings of anxiety, which, in turn,
21 decreased sleep quality. These results were consistent with Stress and Coping Theory, which

proposes that stress occurs when individuals perceive that the demands of environmental stimuli exceed or tax their resources, which results in a changed emotional state (eg, anxiety) that, in turn, affects one's health [56-59,18]. Since perceived stress was measured by the degree of unpredictability, uncontrollability, and overload [42]. in the current study, participants with higher stress perceived lower control over their lives. Accumulating evidence has demonstrated that lower perceived control is associated with higher anxiety levels and more anxiety symptoms [60-64]; therefore, our results were consistent with these models of anxiety, which suggests that control over life plays an important role in anxiety development [65]. In addition, we found that higher anxiety levels predicted worse sleep quality. In line with this study, previous studies have consistently found that higher anxiety levels were associated with worse self-reported health, decreased well-being, higher levels of depression, increased disability, and cognitive impairment [66-72].

Our results showed that self-esteem moderated the relationship between perceived stress and anxiety, which, in turn, moderated the indirect effect of perceived stress on sleep quality through anxiety. Specifically, the effect of perceived stress on anxiety was stronger in those with low self-esteem vs. high self-esteem. These findings are consistent with TMT theory, which suggests that high self-esteem helps buffer against anxiety [35,36]. Accordingly, faced with the stressors induced by COVID-19, participants with low self-esteem were more likely to experience anxiety than were participants with high self-esteem. Individuals with high self-esteem typically hold more positive beliefs (eg, intelligent, popular, attractive, etc.) about themselves relative to those with low self-esteem [73-75]. Similarly, compared with

individuals with low self-esteem, those with high self-esteem are more confident in their ability and more optimistic about their performance on future tasks, even following a failure [76]. Further, participants with high self-esteem display more self-protection and attribute failure more to external factors than participants with low self-esteem [74,77]. These characteristics of high self-esteem may help reduce anxieties related to threats. In addition, we also found that self-esteem moderated the relationship between perceived stress and sleep quality, indicating that higher perceived stress predicted lower sleep quality in those with low self-esteem, but not in those with high self-esteem. These findings are consistent with previous studies, suggesting that self-esteem is a protective factor for sleep [39,41].

Several limitations deserve mentioning. Previous studies showed that, compared with women, men have shorter sleep quantity and lower sleep quality [78,79]. Results also suggest that sleep problems are more common among women, especially those with depression [78,79]. However, owing to data collection problems, 795 participants did not report their sex, which prevents analyzing any possible sex differences. To control for the potential influence of sex on the current results, we only analyzed the data with sex information ($n = 835$, 254 men and 581 women). The results indicated that the mediation effect of anxiety ($ab = 0.137$, Boot SE = 0.02, Boot 95% CI = [0.11, 0.17]) and the moderated mediation analysis of self-esteem (the effect of the interaction between perceived stress and self-esteem on anxiety: $B = -0.02$, $t = -2.00$, $p < 0.05$) were both stable. Second, we did not have data from front-line workers, which prevents directly analyzing the difference in sleep quality between front-line workers and the non-diseased general public. Third, the measure of sleep was based on

individuals' subjective sleep reports. Previous studies showed that subjective sleep reports could underestimate or overestimate sleep quality compared to objective sleep assessments owing to psychological factors, such as mood [80-82]. Thus, future studies should try to objectively measure sleep (eg, polysomnography or actigraphy). Finally, this study employed a cross-sectional design; thus, we cannot infer causality. Further research should adopt experimental or longitudinal designs to explore the causal implications of this study.

5 Conclusion

In sum, this study suggests that, owing to the increase in perceived stress during the 2019 COVID-19 pandemic, the sleep quality in the non-diseased general public deteriorated. Moreover, high levels of anxiety may be an explanation for the higher levels of stress associated with worse sleep quality. Further, high self-esteem helped reduce people's anxiety induced by perceived stress and lead to better sleep quality. These findings suggest that both the sleep quality and the perceived stress levels of the non-diseased general public required attention during the COVID-19 pandemic. We also identified personality characteristics related to better sleep quality, demonstrating the important role of self-esteem in environmental adaptation.

Acknowledgments

We are grateful to Xuehan Zhang, Mei Zeng, Mengning Zhang, Haopeng Chen, Weiyu Hu, Yadong Liu, and Jiwen Li for data collection.

Funding Details

This work was supported by the National Natural Science Foundation of China [grant

number 31971019] and Chongqing Research Program of Basic Research and Frontier Technology [grant number cstc2019jcyj-msxmX0016].

Declarations of Interest

None

References

1. Wang, C., Horby, P. W., Hayden, F. G., & Gao, G. F. (2020). A novel coronavirus outbreak of global health concern. *The Lancet*, 395(10223), 470-473.
2. Xiao, H., Zhang, Y., Kong, D., Li, S., & Yang, N. (2020). The Effects of Social Support on Sleep Quality of Medical Staff Treating Patients with Coronavirus Disease 2019 (COVID-19) in January and February 2020 in China. *Med Sci Monit*, 26, e923549. doi:10.12659/MSM.923549
3. Hefez, A., Metz, L., & Lavie, P. (1987). Long-term effects of extreme situational stress on sleep and dreaming. *Am J Psychiatry*, 144(3), 344-347.
4. Mellman, T. A., David, D., Kulick-Bell, R., Hebding, J., & Nolan, B. (1995). Sleep disturbance and its relationship to psychiatric morbidity after Hurricane Andrew. *Am J Psychiatry*, 153(11), 1659-1663.
5. Tempesta, D., Curcio, G., De Gennaro, L., & Ferrara, M. (2013). Long-term impact of earthquakes on sleep quality. *PLoS One*, 8(2).
6. Åkerstedt, T., Orsini, N., Petersen, H., Axelsson, J., Lekander, M., & Kecklund, G. (2012). Predicting sleep quality from stress and prior sleep—a study of day-to-day covariation across six weeks. *Sleep Medicine*, 13(6), 674-679.
7. Eliasson, A. H., Kashani, M., Mayhew, M., Ude, A., Hoffman, J., & Vernalis, M. (2010). Reducing Perceived Stress Improves Sleep Quality: A Longitudinal Outcomes Study. *Chest*, 138(4), 913A. doi:10.1378/chest.10417
8. Brand, S., Beck, J., Kalak, N., Gerber, M., Kirov, R., Puhse, U., Hatzinger, M., & Holsboer-Trachsler, E. (2011). Dream recall and its relationship to sleep, perceived stress, and creativity among adolescents. *J Adolesc Health*, 49(5), 525-531. doi:10.1016/j.jadohealth.2011.04.004
9. Charles, L. E., Slaven, J. E., Mnatsakanova, A., Ma, C., Violanti, J. M., Fekedulegn, D., Andrew, M. E., Vila, B. J., & Burchfiel, C. M. (2011). Association of perceived stress with sleep duration and sleep quality in police officers. *Int J Emerg Ment Health*, 13(4), 229.
10. Gerber, M., Hartmann, T., Brand, S., Holsboer-Trachsler, E., & Pühse, U. (2010). The relationship between shift work, perceived stress, sleep and health in Swiss police officers. *Journal of Criminal Justice*, 38(6), 1167-1175.

- doi:10.1016/j.jcrimjus.2010.09.005
11. Murata, C., Yatsuya, H., Tamakoshi, K., Otsuka, R., Wada, K., & Toyoshima, H. (2007). Psychological factors and insomnia among male civil servants in Japan. *Sleep Med*, 8(3), 209-214. doi:10.1016/j.sleep.2007.01.008
 12. Sadeh, A., Keinan, G., & Daon, K. (2004). Effects of stress on sleep: the moderating role of coping style. *Health Psychology*, 23(5), 542.
 13. Xu, Q., Zhao, Y., Chen, H., & Jing, J. (2016). Exploring Sleep Quality and Related Factors in Chinese Midlife Women. *Health Care Women Int*, 37(6), 620-635. doi:10.1080/07399332.2015.1037443
 14. Li, Z., Ge, J., Yang, M., Feng, J., Qiao, M., Jiang, R., Bi, J., Zhan, G., Xu, X., Wang, L., Zhou, Q., Zhou, C., Pan, Y., Liu, S., Zhang, H., Yang, J., Zhu, B., Hu, Y., Hashimoto, K., Jia, Y., Wang, H., Wang, R., Liu, C., & Yang, C. (2020). Vicarious traumatization in the general public, members, and non-members of medical teams aiding in COVID-19 control. *Brain Behav Immun*. doi:10.1016/j.bbi.2020.03.007
 15. Spielberger, C., & Sydeman, S. (1994). State-trait anxiety inventory and state-trait anger expression inventory. The Use of Psychological Testing for Treatment Planning and Outcome Assessment, Maruish, ME, ed: Hillsdale, New Jersey: Lawrence Erlbaum Associates.
 16. Beck, & T., A. (1971). Cognition, Affect, and Psychopathology. *Arch Gen Psychiatry*, 24(6), 495.
 17. Oatley, K., & Johnson-laird, P. N. (1987). Towards a Cognitive Theory of Emotions. *Cogn Emot*, 1(1), 29-50. doi:10.1080/02699938708408362
 18. Folkman, S., & Lazarus, R. S. (1985). If it changes it must be a process: A study of emotion and coping during three stages of a college examination. *Journal of personality and social psychology*, 48(1), 150-170. doi:10.1037/0022-3514.48.1.150
 19. Ikin, J. F., Sim, M. R., Mckenzie, D. P., Horsley, K. W. A., & Henderson, S. (2007). Anxiety, post-traumatic stress disorder and depression in Korean War veterans 50 years after the war. *Br J Psychiatry*, 190(6), 475-483.
 20. Milgram, R. M., & Milgram, N. A. (1976). The Effect of the Yom Kippur War on Anxiety Level in Israeli Children. *The Journal of Psychology*, 94(1), 107-113. doi:10.1080/00223980.1976.9921403
 21. Goenjian, A. K. (2000). Prospective Study of Posttraumatic Stress, Anxiety, and Depressive Reactions After Earthquake and Political Violence. *American Journal of Psychiatry*, 157(6), 911-895.
 22. Bergdahl, J., & Bergdahl, M. (2002). Perceived stress in adults: prevalence and association of depression, anxiety and medication in a Swedish population. *Stress and Health*, 18(5), 235-241. doi:10.1002/smi.946
 23. Hand, G., Phillips, K., & Dudgeon, W. (2006). Perceived stress in HIV-infected individuals: physiological and psychological correlates. *AIDS care*, 18(8), 1011-1017.
 24. Lee, E. H. (2012). Review of the psychometric evidence of the perceived stress scale. *Asian Nurs Res (Korean Soc Nurs Sci)*, 6(4), 121-127. doi:10.1016/j.anr.2012.08.004
 25. Sanz-Carrillo, C., Garcia-Campayo, J., Rubio, A., Santed, M., & Montoro, M. (2002).

- 1 Validation of the Spanish version of the Perceived Stress Questionnaire. *J Psychosom*
2 *Res*, 52(3), 167-172.
- 3 26. Horváth, A., Montana, X., Lanquart, J.-P., Hubain, P., Szűcs, A., Linkowski, P., &
4 Loas, G. (2016). Effects of state and trait anxiety on sleep structure: A
5 polysomnographic study in 1083 subjects. *Psychiatry Res*, 244, 279-283.
- 6 27. Shen, Y., Zhang, M., Wang, Y., Wang, L., Xu, X., Xiao, G., Chen, J., Zhang, T., &
7 Zhou, N. (2017). Subjective sleep disturbance in Chinese adults with epilepsy:
8 Associations with affective symptoms. *Epilepsy Res*, 135, 150-157.
9 doi:10.1016/j.eplepsyres.2017.06.014
- 10 28. Crocker, J., & Wolfe, C. T. (2001). Contingencies of self-worth. *Psychological Review*,
11 108(3), 593.
- 12 29. Du, H., King, R. B., & Chi, P. (2017). Self-esteem and subjective well-being revisited:
13 The roles of personal, relational, and collective self-esteem. *PLoS One*, 12(8),
14 e0183958. doi:10.1371/journal.pone.0183958
- 15 30. Rosenberg, M. (1965). The measurement of self-esteem, society and the adolescent
16 self-image. *Princeton*, 16-36.
- 17 31. Cai, H., Wu, Q., & Brown, J. D. (2009). Is selfk, T. H., Berman, S. R., & Kupfer, D. J.
18 (1989). The Pittsburgh Sleep QuAsian *Journal of Social Psychology*, 12(2), 104-120.
- 19 32. Diener, E., & Diener, M. (2009). Cross-cultural correlates of life satisfaction and
20 self-esteem *Culture and well-being* (pp. 71-91): Springer.
- 21 33. Robins, R. W., Hendin, H. M., & Trzesniewski, K. H. (2001). Measuring global
22 self-esteem: Construct validation of a single-item measure and the Rosenberg
23 Self-Esteem Scale. *Personality and Social Psychology Bulletin*, 27(2), 151-161.
- 24 34. Steger, M. F., Frazier, P., Oishi, S., & Kaler, M. (2006). The meaning in life
25 questionnaire: Assessing the presence of and search for meaning in life. *Journal of*
26 *Counseling Psychology*, 53(1), 80.
- 27 35. Burke, B. L., Martens, A., & Faucher, E. H. (2010). Two Decades of Terror
28 Management Theory: A Meta-Analysis of Mortality Salience Research. *Pers Soc*
29 *Psychol Rev*, 14(2), 155-195.
- 30 36. Rosenblatt, A., Greenberg, J., Solomon, S., Pyszczynski, T., & Lyon, D. (1989).
31 Evidence for terror management theory: I. The effects of mortality salience on
32 reactions to those who violate or uphold cultural values. *Journal of personality and*
33 *social psychology*, 57(4), 681.
- 34 37. Sowislo, J. F., & Orth, U. (2013). Does low self-esteem predict depression and
35 anxiety? A meta-analysis of longitudinal studies. *Psychol Bull*, 139(1), 213-240.
36 doi:10.1037/a0028931
- 37 38. Greenberg, J., Solomon, S., Pyszczynski, T., Rosenblatt, A., Burling, J., Lyon, D.,
38 Simon, L., & Pinel, E. (1992). Why do people need self-esteem? Converging evidence
39 that self-esteem serves an anxiety-buffering function. *Journal of Personality & Social*
40 *Psychology*, 63(6), 913-922.
- 41 39. Lemola, S., Räikkönen, K., Gomez, V., & Allemand, M. (2012). Optimism and
42 Self-Esteem Are Related to Sleep. Results from a Large Community-Based Sample.

- 1 *Int J Behav Med*, 20(4), 567-571. doi:10.1007/s12529-012-9272-z
- 2 40. Kripke, D. F., Garfinkel, L., Wingard, D. L., Klauber, M. R., & Marler, M. R. (2002).
 3 Mortality Associated With Sleep Duration and Insomnia. *Arch Gen Psychiatry*, 59(2),
 4 131.
- 5 41. Sadeh, A., McGuire, J. P., Sachs, H., Seifer, R., Tremblay, A., Civita, R., & Hayden, R.
 6 M. (1995). Sleep and psychological characteristics of children on a psychiatric
 7 inpatient unit. *Journal of the American Academy of Child & Adolescent Psychiatry*,
 8 34(6), 813-819.
- 9 42. Cohen, S., Kamarck, T., & Mermelstein, R. (1994). Perceived stress scale. *Measuring*
 10 *stress: A guide for health and social scientists*, 10.
- 11 43. Huang, F., Wang, H., Wang, Z., Zhang, J., Du, W., Su, C., Jia, X., Ouyang, Y., Wang,
 12 Y., & Li, L. (2020). Psychometric properties of the perceived stress scale in a
 13 community sample of Chinese. *BMC Psychiatry*, 20(1), 1-7.
- 14 44. Buysse, D. J., Reynolds, C. F., Monk, T. H., Berman, S. R., & Kupfer, D. J. (1989).
 15 The Pittsburgh Sleep Quality Index: a new instrument for psychiatric practice and
 16 research. *Psychiatry Res*, 28(2), 193-213.
- 17 45. Lu, T., Li, Y., Xia, P., Zhang, G., & Wu, D. (2014). Analysis on reliability and validity
 18 of the Pittsburgh sleep quality index. *Chongqing Yixue*, 000(003), 260-263. (in
 19 Chinese)
- 20 46. Tsai, P.-S., Wang, S.-Y., Wang, M.-Y., Su, C.-T., Yang, T.-T., Huang, C.-J., & Fang,
 21 S.-C. (2005). Psychometric evaluation of the Chinese version of the Pittsburgh Sleep
 22 Quality Index (CPSQI) in primary insomnia and control subjects. *Quality of Life*
 23 *Research*, 14(8), 1943-1952.
- 24 47. Zhong, C., Xie, J., Xu, J., & Feng, L. (2012). Study on Reliability and Validity of
 25 Pittsburgh Sleep Quality Index in Civil Servants of Tianjin. *Tianjin Medical Journal*,
 26 40(4), 316-319. (in Chinese)
- 27 48. Zung, W. W. K. (1971). A Rating Instrument For Anxiety Disorders. *Psychosomatics*,
 28 12(6), 371-379. doi:10.1016/s0033-3182(71)71479-0
- 29 49. Tao, M., & Gao, J. (1994). The reliability and validity of revised selfrating anxiety
 30 scale (SAS-CR). *Chinese Journal of Nervous and Mental Diseases*, (5), 301-303. (in
 31 Chinese)
- 32 50. Shen, Z., & Cai, T. (2008). Disposal to the 8th Item of Rosenberg Self-Esteem Scale
 33 (Chinese Version). *Chinese Mental Health Journal*, 22(9), 661-663. (in Chinese)
- 34 51. Wang, P., Gao, H., Xu, J., Huang, J., & Wang, C. (1998). Research on Reliability and
 35 Validity of Self-esteem Scale. *Journal of Psychiatry*, 11(4), 31-33. (in Chinese)
- 36 52. Hayes, A. F. (2017). *Introduction to mediation, moderation, and conditional process*
 37 *analysis: A regression-based approach*: Guilford publications.
- 38 53. Zhang, H., Li, Y., Zhao, X., Mao, Z., Abdulai, T., Liu, X., Tu, R., Wang, Y., Qian, X.,
 39 Jiang, J., Tian, Z., Luo, Z., Dong, X., Wang, C., & Bie, R. (2019). The association
 40 between PSQI score and hypertension in a Chinese rural population: the Henan Rural
 41 Cohort Study. *Sleep Med*, 58, 27-34. doi:10.1016/j.sleep.2019.03.001
- 42 54. Ning, C., Lin, H., Chen, X., Qiao, X., Xu, X., Xu, X., Shen, W., Liu, X., He, N., &

- 1 Ding, Y. (2020). Cross-sectional comparison of various sleep disturbances among sex-
2 and age-matched HIV-infected versus HIV-uninfected individuals in China. *Sleep*
3 *Med*, 65, 18-25. doi:10.1016/j.sleep.2019.06.020
- 4 55. Jiang, J., Li, Y., Mao, Z., Wang, F., Huo, W., Liu, R., Zhang, H., Tian, Z., Liu, X.,
5 Zhang, X., Tu, R., Qian, X., Liu, X., Luo, Z., Bie, R., & Wang, C. (2019). Abnormal
6 night sleep duration and poor sleep quality are independently and combinedly
7 associated with elevated depressive symptoms in Chinese rural adults: Henan Rural
8 Cohort. *Sleep Medicine*. doi:10.1016/j.sleep.2019.10.022
- 9 56. Epel, E. S., Crosswell, A. D., Mayer, S. E., Prather, A. A., Slavich, G. M., Puterman,
10 E., & Mendes, W. B. (2018). More than a feeling: A unified view of stress
11 measurement for population science. *Front Neuroendocrinol*, 49, 146-169.
12 doi:10.1016/j.yfrne.2018.03.001
- 13 57. Folkman, S., Lazarus, R. S., Dunkel-Schetter, C., DeLongis, A., & Gruen, R. J. (1986).
14 Dynamics of a stressful encounter: Cognitive appraisal, coping, and encounter
15 outcomes. *Journal of personality and social psychology*, 50(5), 992-1003.
16 doi:10.1037/0022-3514.50.5.992
- 17 58. Lazarus, R. S., & Folkman, S. (1984). *Stress, appraisal, and coping*: Springer
18 publishing company.
- 19 59. Lazarus, R. S., DeLongis, A., Folkman, S., & Gruen, R. (1985). Stress and
20 adaptational outcomes: The problem of confounded measures.
- 21 60. Brown, T. A., White, K. S., Forsyth, J. P., & Barlow, D. H. (2004). The structure of
22 perceived emotional control: Psychometric properties of a revised anxiety control
23 questionnaire. *Behavior Therapy*, 35(1), 75-99.
- 24 61. Mineka, S., & Zinbarg, R. (1996). Conditioning and ethological models of anxiety
25 disorders: Stress-in-Dynamic-Context Anxiety Models. *Nebr Symp Motiv*, 43(43),
26 135-210.
- 27 62. Rapee, R. M., Craske, M. G., Brown, T. A., & Barlow, D. H. (1996). Measurement of
28 perceived control over anxiety-related events. *Behavior Therapy*, 27(2), 279-293.
- 29 63. Wadsworth, L. P., & Hayes-Skelton, S. A. (2020). Exploring perceived control, a
30 low-control task, and a brief acceptance intervention in a low and high transdiagnostic
31 anxiety sample. *Neurology, Psychiatry and Brain Research*, 35, 1-9.
32 doi:10.1016/j.npbr.2019.11.001
- 33 64. Zvolensky, M. J., Eifert, G. H., Lejuez, C. W., Hopko, D. R., & Forsyth, J. P. (2000).
34 Assessing the perceived predictability of anxiety-related events: a report on the
35 perceived predictability index. 31(3), 201-218.
- 36 65. Barlow, D. H. (2004). *Anxiety and its disorders: The nature and treatment of anxiety*
37 *and panic*: Guilford press.
- 38 66. De Beurs, E., BEEKMAN, A. T. F., van BALKOM, A. J. L. M., DEEG, D. J. H., van
39 DYCK, R., & van TILBURG, W. (1999). Consequences of anxiety in older persons:
40 its effect on disability, well-being and use of health services. *Psychological Medicine*,
41 29(3), 583-593.
- 42 67. Hossain, S., Anjum, A., Hasan, M. T., Uddin, M. E., Hossain, M. S., & Sikder, M. T.

- (2020). Self-perception of physical health conditions and its association with depression and anxiety among Bangladeshi university students. *J Affect Disord*, 263, 282-288. doi:10.1016/j.jad.2019.11.153
68. Lynch, S. M. (2000). Measurement and prediction of aging anxiety. *Research on aging*, 22(5), 533-558.
69. Thomas, M., Richardson, Adam, Simning, Hua, He, Yeates, & Conwell. (2011). Anxiety and its correlates among older adults accessing aging services.
70. Wilson, R. S., Begeny, C. T., Boyle, P. A., Schneider, J. A., & Bennett, D. A. (2011). Vulnerability to stress, anxiety, and development of dementia in old age. *The American Journal of Geriatric Psychiatry*, 19(4), 327-334.
71. Wolitzky-334. urnal of Geriatric Psychiatry, 19eider, J. A., & Bennett, D. A. (2011). Vulnerability to sorders in older adults: a comprehensive review. *Depress Anxiety*, 27(2), 190-211.
72. Zhang, K., Zhang, W., Wu, B., & Liu, S. (2020). Anxiety about aging, resilience and health Status among Chinese older adults: Findings from Honolulu and Wuhan. *Arch Gerontol Geriatr*, 88, 104015. doi:10.1016/j.archger.2020.104015
73. Baumeister, R. F., Campbell, J. D., Krueger, J. I., & Vohs, K. D. (2003). Does High Self-Esteem Cause Better Performance, Interpersonal Success, Happiness, or Healthier Lifestyles? *Psychological science in the public interest*, 4(1), 1-44.
74. Crocker, J., & Park, L. E. (2004). The Costly Pursuit of Self-Esteem. *Psychological Bulletin*, 130(3), 392-414.
75. Blaine, B., & Crocker, J. (1993). Self-esteem and self-serving biases in reactions to positive and negative events: An integrative review *Self-esteem* (pp. 55-85): Springer.
76. Mcfarlin, D. B., & Blascovich, J. (1981). Effects of self-esteem and performance feedback on future affective preferences and cognitive expectations. *Journal of Personality & Social Psychology*, 40(3), 521-531.
77. Fitch, G. (1970). Effects of self-esteem, perceived performance, and choice on causal attributions. *Journal of personality and social psychology*, 16(2), 311.
78. Armitage, R., & Hoffmann, R. F. (2001). Sleep EEG, depression and gender. *Sleep Medicine Reviews*, 5(3), 237-246.
79. Krishnan, V., & Collop, N. A. (2006). Gender differences in sleep disorders. *Current opinion in pulmonary medicine*, 12(6), 383-389.
80. Jackowska, M., Dockray, S., Hendrickx, H., & Steptoe, A. (2011). Psychosocial factors and sleep efficiency: discrepancies between subjective and objective evaluations of sleep. *Psychosom Med*, 73(9), 810.
81. Rotenberg, V. S., Indursky, P., Kayumov, L., Sirota, P., & Melamed, Y. (2000). The relationship between subjective sleep estimation and objective sleep variables in depressed patients. *International Journal of Psychophysiology*, 37(3), 291-297.
82. Tsuchiyama, K., Nagayama, H., Kudo, K., Kojima, K., & Yamada, K. (2003). Discrepancy between subjective and objective sleep in patients with depression. *Psychiatry Clin Neurosci*, 57(3), 259-264.
83. Conti, J. R., Adams, S. K., & Kisler, T. S. (2014). A Pilot Examination of Self-Esteem,

Depression, and Sleep in College Women. *Naspa Journal About Women in Higher Education*, 7(1), 47-72.

Journal Pre-proof

Highlights

- One-third of the 1,630 healthy participants were poor sleepers during the COVID-19 pandemic.
- Higher perceived stress was related to lower sleep quality.
- Anxiety significantly mediated the relationship between perceived stress and sleep quality.
- Anxiety as a mediator was stronger in those with low (vs. high) self-esteem.

Credit Author Statement

Xiaolin Zhao: Conceptualization, Methodology, Formal analysis, Investigation, Writing-Original draft preparation, Writing - Review & Editing. Mengxue Lan: Conceptualization, Investigation, Formal analysis. Huixiang Li: Investigation, Formal analysis. Juan Yang: Conceptualization, Writing - Review & Editing, Supervision, Funding acquisition.